

USER GUIDE

COMPASSPRO™

BY SAFEGUARD



**AN INSTANT RESPONSE
WHEN EVERY SECOND COUNTS.**

CURRENT AS OF NOVEMBER 1ST, 2022

TABLE OF CONTENTS

Introduction	PG 2
App Installation & Set-Up	PG 4
Device Specifications	PG 5
Device Positioning	PG 6
Operating Instructions	PG 7
Detection & Alerts.....	PG 10
Emergency Detection & Alerts.....	PG 10
Voltage & Current Detection & Alerts.....	PG 13
Distance Tables.....	PG 14
Smart Adaptive Mode.....	PG 16
Troubleshooting	PG 17
User Agreement.....	PG 18
Privacy Policy	PG 23
Limited Warranty	PG 28

INTRODUCTION

Field workers face the daily risk of severe or fatal injury as they perform their jobs. There are many potential threats, including falls, blows to the head, arc flash, and current/voltage fields. Injured field workers can go without aid for hours, with the chances of fatality increasing exponentially as every minute passes. When an emergency response occurs, every second counts when providing emergency care and treatment.

COMPASS Pro™ is a streamlined emergency response solution built into a personal non-contact voltage and current detector. Its advanced notification system is designed to warn the User that a source is present, inform them of its approximate location, and assist them and their team in rapid emergency response protocol when an emergency event or SOS is triggered.

The internal sensors in the COMPASS Pro device are designed to detect emergency events such as falls, impacts, arc flash, and no-movement, in addition to voltage and current fields. This advanced warning device can prevent serious injury for anyone working in or around live alternating current (AC) and significantly decrease emergency response time when accidents occur.

INTRODUCTION

PRIMARY FUNCTIONS.....

- Identify live conductors
- Detect residual or induced voltage
- Identify emergencies
- Trigger emergency response protocol
- Autonomously share emergency locations and information
- Facilitate emergency response communication

KEY FEATURES.....


- Arc flash detection
- Impact / fall detection
- No movement / man-down detection
- SOS button
- Emergency location detection
- Voltage & current detection
- Team alerts via SMS and in-app messaging
- Events log
- Visual & audio alerts
- Directional voltage notifications
- Interchangeable & replaceable clips
- Rechargeable battery
- Bluetooth pairing with smartphone devices

SAFETY INFORMATION.....

- The COMPASS Pro device should be used only by trained and qualified personnel.
- Always adhere to proper high voltage electrical safety practices.
- Extreme humidity may decrease the voltage/current detection range.
- Before field use, always confirm that the COMPASS Pro device is powered on, connected to a mobile device, and working (as indicated by the center light blinking green every 5 seconds) and test with a known source of voltage/current.
- Always test and verify that the sensitivity settings on the COMPASS Pro device are appropriate for the workspace environment.
- Some materials may shield electromagnetic fields from the detection circuits of the COMPASS Pro device.
- Always verify that a potential voltage source is de-energized before making contact.
- The COMPASS Pro device should only be used as a secondary voltage detection method.

APP INSTALLATION & SET UP

INSTALLING THE SAFEGUARD EQUIPMENT APP.....



Download App

The Safeguard Equipment app (referred to as “App” or “the App”) is required to operate the COMPASS Pro safety service. This App is free for download for iOS and Android Users on the Apple App Store (iOS) and Google Play Store (Android). Please follow the steps below to install the App and set up the device.

1. Download the Safeguard Equipment app from the App Store or Google Play.
2. Open the App and follow prompts to create profile.
3. Follow prompts to pair device to the App.

BLUETOOTH & APP OPERATION.....



- The COMPASS Pro device will NOT pair from the phone settings application like most Bluetooth devices. Initial pairing must take place within the Safeguard Equipment app.
- After initially pairing the device, the User's phone will automatically connect to it from any distance within Bluetooth range.
- The App will automatically save the User's settings.
- When a User pairs a new COMPASS Pro device or presses the disconnect button within the App, the phone will forget the previous device settings and no longer automatically connect to the last device.
- When COMPASS Pro disconnects from Bluetooth or cellular/Wi-Fi, the device will flash ORANGE lights on each end of the light bar and beep periodically for 30 seconds to notify the User that they are Unprotected. The User can silence the alert at any time by pressing the center or SOS button. When reconnection is gained, the COMPASS Pro device will notify the User by blinking GREEN lights at the corner of the light bar.

DEVICE SPECIFICATIONS

Size	3.0" (77mm) x 1.4" (35mm) x 0.9" (23mm); weight: 0.95oz (27g)
Power System	<ul style="list-style-type: none"> • Rechargeable Lithium-Polymer (LiPo) Battery (3.7V, 250mAh). • Discharge rate varies depending on the number of alerts • Full charge can last ten (5) days (40+ hrs.)
Charging	Typically charges to 100% in 1.5 hrs. on a USB 2.0 Micro B (5V) charger
Directional Accuracy	Point source: Approximately $\pm 20^\circ$
Detection Sensitivity	Eleven sensitivity levels + Smart Adaptive Mode
Operating Frequency	50 Hz and 60 Hz options are available
Operating Conditions	20°C to 60°C (-4°F to 140°F)
Water Resistance	Rated IP-67
Detection Voltage Ranges	Low: 120VAC - 2.4kVAC Medium: 2.4kVAC - 34kVAC High: 34kVAC – 500kVAC Detection distances vary depending on conditions and settings. <i>Voltage sensitivity is adjustable in the Safeguard Equipment app.</i>
Case Ratings (Polycarbonate)	<ul style="list-style-type: none"> • Flame Retardant: UL 94V-0 • Electric Strength (IEC 60243-1): 34 kV/mm • Electric Volume Resistivity (IEC 62631-3-1): $>10^{13}$ ohms-m
Certifications	FCC; IP-67; ROHS
Accelerometer	Impact Detection: Impacts above 190g The unit must be worn on hardhat Fall Detection: Falls > 6 ft
UV Arc Flash Detection	Minimum of 4 Cal/cm ² at a max of 6ft. and $\pm 45^\circ$ viewing angle

DEVICE POSITIONING

HARD HAT MOUNTING.....

The COMPASS Pro device is best worn on the underside brim of a hard hat, directly in front of the User's face. Ensure the unit is within the User's field of peripheral vision to maximize the visibility and effectiveness of voltage and current alerts.

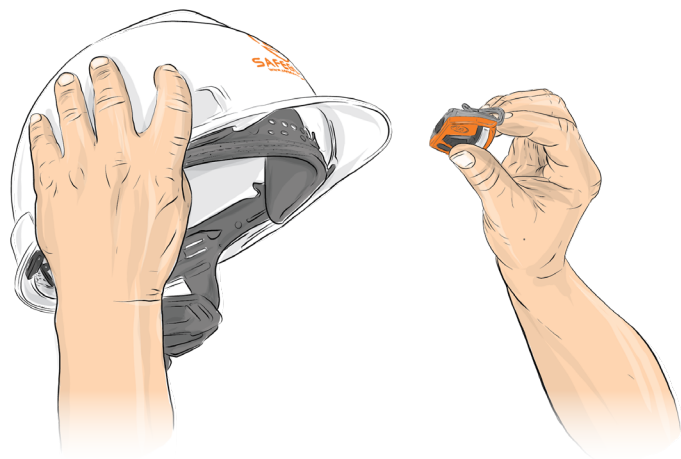


FIGURE. 1



FIGURE. 2

HANDHELD OPERATION.....



FIGURE. 3

If the User works with low voltage sources (120-2.4kVAC), the COMPASS Pro device can operate as a handheld device. For best results, the User should set the sensitivity to high. The User should not attempt to detect voltage under 2.4kVAC while the COMPASS Pro device is still attached to their hard hat.

When using the COMPASS Pro device in handheld mode, DO NOT obstruct the front of the device, as this will significantly reduce or even eliminate its detection capabilities. Refer to the photos and illustrations for details on the proper holding technique.

Notes on Handheld Mode:

- Always wear voltage-appropriate protective equipment when holding the COMPASS Pro device.
- Detecting current in handheld mode allows the User to trace live wires through some walls.
- Shielding may cause limited alert range when detecting fuse box voltage.
- Do not allow the COMPASS Pro device to directly contact a live conductor.

WARNING: Emergency SOS features like impact and arc-flash may not operate when using the device in the hand-held orientation. All SOS features are tested and certified in the hard-hat mounted position.

OPERATING INSTRUCTIONS



DEVICE LED COLOR KEY.....

RED	Voltage sensitivity, alerts, directionals, and range
BLUE	Current sensitivity and alerts
ORANGE and WHITE	Emergency alerts system ,emergency detected, emergency countdown, new crisis received
GREEN	Bluetooth communication, receiving data from a phone, sending data to a phone, battery life
WHITE	Power on animation, mute, button feedback

COMPASS PRO HEARTBEAT.....

The COMPASS Pro device has a heartbeat that flashes every 5 seconds when the User powers on the device. The heartbeat will blink a single LED on the light bar to indicate the voltage range Low Voltage (LV), Medium Voltage (MV), and High Voltage (HV). If the User changes the range, the heartbeat location will move location on the light bar to indicate the new range.



GREEN HEARTBEAT
= User is Protected



WHITE HEARTBEAT
= User is Unprotected

The color of the heartbeat indicates the status of COMPASS Pro. A GREEN heartbeat means the device is successfully connected to Bluetooth, AND the User’s phone is connected to the internet (Wi-Fi or cellular data). In this state, the User is “Protected.” If neither criterion is met, the User is “Unprotected” and the device will display a WHITE heartbeat. The User will need to check their Bluetooth and Wi-Fi connection to return to a GREEN heartbeat and restore Protection.



OPERATING INSTRUCTIONS

Function	Instructions
Charging Device	<p>When battery life is low:</p> <ol style="list-style-type: none"> 1. Plug Charger into Micro USB Port: <ol style="list-style-type: none"> a. One RED LED indicates charging. b. One blinking GREEN LED indicates fully charged. 2. Press the button during charging to display the battery level. LEDs on the light bar will turn GREEN, increasing in lights from left to right as the device continues to charge. 3. The battery level will also be displayed upon unplugging the device. <p><u>Note:</u></p> <ul style="list-style-type: none"> • The SOS button and emergency features do not work while charging. • When plugged into a charger, all existing emergencies
Power On	<p>Press the center button, the COMPASS Pro device will display:</p> <ul style="list-style-type: none"> • WHITE start-up animation. • COMPASS Pro device heartbeat will display with a GREEN or WHITE light flashing every 5 seconds.
Mute/ Unmute Alerts	<p>To mute the device:</p> <ol style="list-style-type: none"> 1. Click the primary button quickly (1-second click). 2. COMPASS Pro device will beep twice. The corner lights will periodically display RED when the device is in a voltage field. <ul style="list-style-type: none"> • The corner lights will periodically display BLUE when the device is in a current field. • If no field is detected, the LEDs display a regular heartbeat. • Muting the device will NOT mute the SOS countdown. SOS countdown only be muted in the App Service Settings <p>To unmute the device:</p> <ol style="list-style-type: none"> 1. Click the main button quickly (1-second click) 2. The device will issue 3 quick alerts of increasing lights to indicate that alerts are now on. <p>To mute the SOS Countdown alerts, visit the service settings in the Safeguard Equipment app. This will silence the SOS countdown while still displaying lights.</p> <ul style="list-style-type: none"> • COMPASS Pro device will still beep to indicate whether or not the SOS was sent successfully. • SOS mute will be saved on device even after power down. <p><u>Note:</u> All audible alerts, except SOS alerts, will automatically reset when the device is powered off.</p>
Checking Battery Life	<p>The battery level is always displayed following the startup animation when the device is first powered on. The battery level is also displayed every time the device wakes up from hibernate mode. To view the battery level at any time, visit the Safeguard App.</p> <p>When 8 hours of battery life remain, the battery level will begin to flash every 30 minutes.</p>
Manually Change Voltage Sensitivity	<p>To manually change voltage settings:</p> <ol style="list-style-type: none"> 1. Press and hold the main button until corner lights turn RED. Release button at RED lights. VOLTAGE SENSITIVITY mode will be entered. 2. Sensitivity level is indicated by how many RED lights fill the light bar. Click the primary button quickly to cycle through the sensitivities. Smart adaptive is designated by the lights filling and fading from the center out. 3. Press and hold the button for 1 second to save the sensitivity. Corner lights will flash WHITE to confirm and COMPASS Pro will return to normal operation. <p>Settings: 1-11 LEDs, 1 is the lowest sensitivity, and 11 is the highest.</p> <p>Smart Adaptive mode: LEDs move in and out.</p> <p><i>Voltage settings can be adjusted in the App under COMPASS Pro Settings</i></p>

OPERATING INSTRUCTIONS

Function	Instructions
Power Down	Press and hold for 5 seconds until the COMPASS Pro device plays shutdown animation
Hibernate Mode	<p>COMPASS Pro will go into hibernate mode if no motion, no alerts, no settings changes, and no App activity is detected for 10 minutes. This is indicated by WHITE lights fading in and out at both ends of the light bar.</p> <p>Move the device to wake it from hibernate mode. When the device wakes, the corners will play a WHITE fade-in animation, followed by the battery level.</p> <p><i>Bluetooth will disconnect while in hibernate mode, and will automatically reconnect when the device wakes up.</i></p>
Auto Shut Off	<p>The COMPASS Pro will auto shut off after 2 hours of entering hibernate mode. To turn back on, press either of the two buttons.</p> <ul style="list-style-type: none"> • When the device turns back on, it will play the standard WHITE boot animation, followed by the battery level. • Mute will default back to un-muted. • There is no animation when auto-shutoff occurs.
Low Battery	<p>The battery level is displayed every 30 minutes starting approximately 8 hours before the device will shut down.</p> <p>The battery level will always be displayed in the Safeguard Equipment app.</p>
Manually Change Current Sensitivity Settings	<p>To manually change current settings:</p> <ol style="list-style-type: none"> 1. Press and hold the main button until corner lights turn BLUE. Release button at BLUE lights. CURRENT SENSITIVITY mode will be entered. 2. Sensitivity level is indicated by how many BLUE lights fill the light bar. Click the main button quickly to cycle through the sensitivities. Smart Adaptive Mode is designated by the lights filling and fading from the center out. 3. Press and hold the button for 1 second to save the sensitivity. Corner lights will flash WHITE to confirm and COMPASS Pro will return to normal operation. <p><u>Settings:</u> 0-11 LEDs, 1 is the lowest sensitivity, and 11 is the highest. 0 BLUE lights indicate that current detection has been deactivated.</p> <p>Smart Adaptive Mode: BLUE LED lights move in and out.</p>
Change Voltage Range Sensitivity	The User can only adjust the voltage range sensitivity under the Device Settings in the Safeguard Equipment App.
Triggering SOS with Button	<p>To trigger an SOS alert using the button on the device:</p> <ol style="list-style-type: none"> 1. Hold the SOS button down for 5 seconds, or until the single ORANGE light completes its journey across the light bar. 2. Release button at the end of the countdown. The corner LEDs will flash ORANGE and WHITE, and the emergency response team will be notified immediately. Unlike the other emergency triggers, the SOS button does NOT have a 1 minute countdown. <p>If the SOS button is pressed while the App is not connected to Wi-Fi or Bluetooth, the corner lights will blink ORANGE and audio error tone beeps will occur. This tone plays every 2 seconds while the User holds the button.</p>
Canceling Emergency Alerts	<p>Emergency countdowns for arc flash alerts, fall alerts, and impact alerts last for 1-minute, during which time the User can choose to cancel the emergency. To do this:</p> <ol style="list-style-type: none"> 1. Hold the main button OR the SOS button down for 2 seconds, during which a single GREEN light will appear and move across the light bar indicating how long the button must be held. 2. Release the button after the GREEN light completes the journey across the light bar. The emergency has been canceled. <p>All emergency events can be canceled on the App at any point in time.</p>

OPERATING INSTRUCTIONS

Function	Instructions
Smart Adaptive Mode	<p>To manually set Smart Adaptive mode for voltage:</p> <ol style="list-style-type: none"> 1. Press and hold the main button until corner lights turn RED. Release button at RED lights. VOLTAGE SENSITIVITY mode will be entered. 2. Sensitivity level is indicated by how many RED lights fill the light bar. Click the primary button quickly to cycle through the sensitivities. Smart adaptive is designated by the lights filling and fading from the center out. 3. Press and hold the button for 1 second to save the sensitivity. Corner lights will flash WHITE to confirm and COMPASS Pro will return to normal operation. <p>To manually set Smart Adaptive mode for current:</p> <ol style="list-style-type: none"> 1. Press and hold the main button until corner lights turn BLUE. Release button at BLUE lights. CURRENT SENSITIVITY mode will be entered. 2. Sensitivity level is indicated by how many BLUE lights fill the light bar. Click the main button quickly to cycle through the sensitivities. Smart Adaptive Mode is designated by the lights filling and fading from the center out. 3. Press and hold the button for 1 second to save the sensitivity. Corner lights will flash WHITE to confirm and COMPASS Pro will return to normal operation. <p><i>Smart Adaptive Mode can also be activated within the App under "COMPASS Pro Settings."</i></p>
Ensuring Device Connectivity	<p>To ensure device's connectivity, observe the color of the heartbeat (see pg. 4 for more info). The COMPASS Pro device has a heartbeat that flashes every 5 seconds when the User powers on the device. The heartbeat will blink a single LED on the light bar; a GREEN heartbeat means the device is successfully connected to Bluetooth, and the User's phone is connected to the internet (Wi-Fi or cellular data). When the device is in this state, the User is "Protected."</p> <p>If neither criterion is met, the User is "Unprotected," and the device will display a WHITE heartbeat.</p> <p>When this occurs, double-check the Bluetooth and Wi-Fi connection of the cellular device to ensure the device is connected properly. Make sure the cellular device's Bluetooth settings are turned on. If connection issues persist, force close, reopen the App and try again.</p> <p><i>Refer to pg. 3 for instructions on downloading the Safeguard Equipment app and pairing device to phone.</i></p> <div style="display: flex; justify-content: space-around; align-items: center;"> <div style="text-align: center;">  <p>GREEN HEARTBEAT = User is Protected</p> </div> <div style="text-align: center;">  <p>WHITE HEARTBEAT = User is Unprotected</p> </div> </div>

DETECTION & ALERTS

Emergency response service (ERS) settings will vary depending on the service plan set up by each organization. Some users may or may not have access to all ER services. Before operating COMPASS Pro ERS, please verify that your safety services are activated by visiting 'Device Setting' in the Safeguard Equipment App. Please review the in-App training videos for a complete walkthrough of the ERS operation.

EMERGENCY ALERTS & NOTIFICATIONS

An emergency can be triggered manually via the SOS button or automatically triggered by the sensors built into the COMPASS Pro internal hardware. The five emergencies that the COMPASS Pro can detect are:

1. SOS
2. Arc Flash
3. Falls
4. Impacts to Head
5. No Motion / Man Down



SOS Button

SOS Alerts are triggered when the User presses and holds the SOS button, immediately signaling an emergency. SOS can also be triggered in the Safeguard Equipment App by pressing the SOS button on the home screen. Unlike the other emergency triggers, the SOS button does NOT have a 1 min. countdown. For operating instructions, see page ## for more info.



Arc Flash Detection

Arc flash is detected when the COMPASS Pro device detects UV light characteristic of an arc flash. When the UV sensors become saturated, the device triggers an emergency countdown (60 seconds to cancel). Arc flash detection can be disabled through the service settings in the App.



Fall Detection

A fall is detected if the COMPASS Pro device experiences roughly 0g of acceleration for 0.65 seconds (7 ft when dropped straight). When a fall is detected, the device triggers an emergency countdown. Fall detection can be disabled through the service settings in the App.



Impact Detection

An impact is detected under the following criteria:

- The COMPASS Pro device was appropriately mounted on a hard hat (see mounting instructions on pg#).
- The impact is in a downward direction.
- The force of the impact experienced is enough that it could cause a concussion.

Note: Due to specific situations that can accidentally trigger an alert, impact detection will be disabled by default. Users can enable impact detection through the service settings in the App.

DETECTION & ALERTS

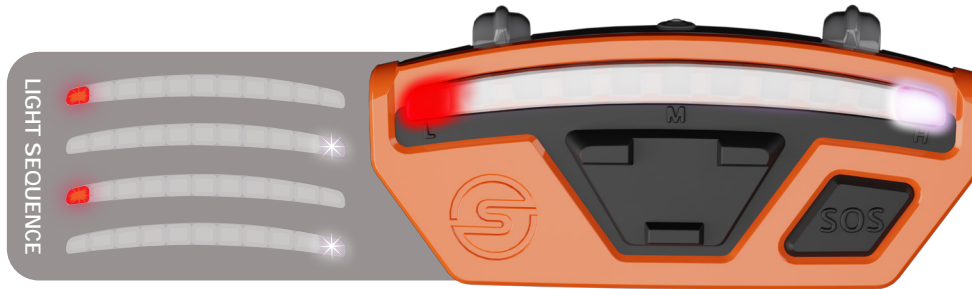


No Motion Detected / Man Down

No motion detected is a supplemental event that gets added to the emergency response chat for a given emergency. If an emergency is triggered (fall, SOS, arc flash, or impact) and no motion is detected, a notification will be sent to the User's response team. No movement will not trigger an emergency by itself.

Emergency Alert Operation

When an emergency is triggered, ORANGE and WHITE lights will flash at each end of the light bar, and a countdown will begin.



Note: There is no countdown for the SOS Button. The User's team will immediately be notified.

Users can cancel an emergency by pressing either the central or SOS button (to cancel an emergency, see page 8 for more info).

If an emergency is canceled, the User's designated response team will not be notified. If the crisis is not canceled, an SMS message and in-App push notification will be sent to the User's response team (See Figure 2 for reference) The alert will include information about the type of emergency and the location of the incident. (See Figure 3)

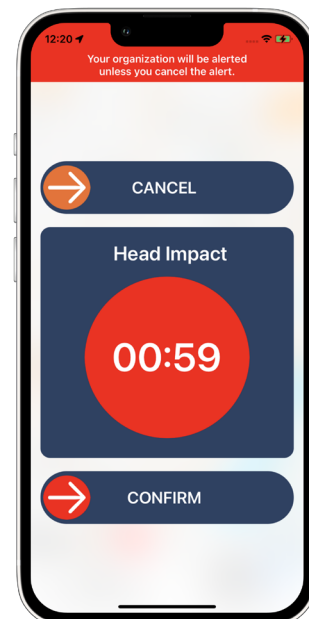


FIGURE. 1

DETECTION & ALERTS

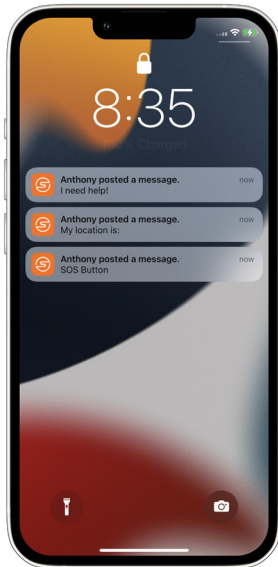


FIGURE. 2

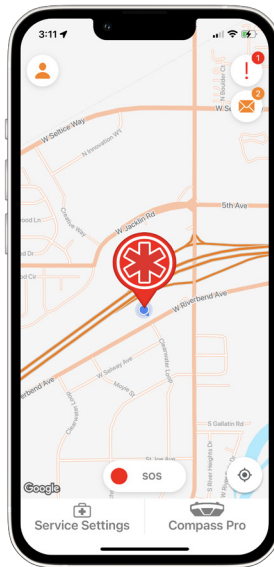


FIGURE. 3



FIGURE. 4

If the emergency fails to be sent before the countdown is complete, the corner lights will blink ORANGE periodically until the User acknowledges the status by pressing the Main Button or SOS Button.

When the information regarding the crisis is successfully sent from the device to the User's phone, the COMPASS Pro device will pulse GREEN lights at both ends of the light bar every 3 seconds. The device will be locked in this mode unless the User acknowledges the emergency by pressing either the Main Button or the SOS Button. Once accepted, the COMPASS Pro device will resume regular operation (providing voltage and current detection). However, the emergency will stay active, and ORANGE/WHITE lights will continue to pulse every 3 seconds. This animation will continue until the Safeguard Equipment app resolves the crisis.

WARNING: If an emergency is detected or the SOS button is pressed while COMPASS Pro is disconnected from Wi-Fi or Bluetooth, it will beep twice and flash the corners ORANGE instead of entering the countdown. The User must restore connection and try again.

EMERGENCY NOTIFICATIONS FROM OTHER USERS.....

When the User receives an emergency notification from another colleague's COMPASS Pro, the User's device will flash the corners ORANGE and WHITE three times with an accompanying sound to notify the User of the emergency. After this, the regular heartbeat will be replaced with a silent WHITE/ORANGE emergency pulse animation until the User checks the emergency chat for said event. (See Figure 4)

DETECTION & ALERTS

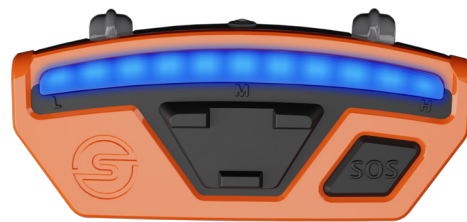
VOLTAGE & CURRENT DETECTION / DISTANCE ALERTS.....

Detection and distance are determined by the sensitivity setting set by the User. These settings dictate when an alert will be issued.

When the COMPASS Pro device detects voltage or current, it issues audio (beeping) and visual (flashing LEDs) proximity alerts. As the User approaches an electrified source, LED flashing and audio alerts will steadily increase.



RED LED alerts indicate VOLTAGE



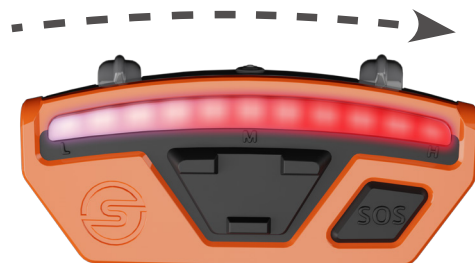
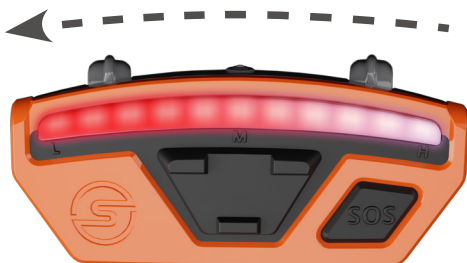
BLUE LED alerts indicate CURRENT

Note: If the COMPASS Pro device detects both voltage and current, voltage alerts will be prioritized over current alerts.

Directional Voltage Notifications

When the COMPASS Pro device has gathered sufficient information to approximate the location of an energized voltage source, the LED alert animation will change from PROXIMITY to DIRECTIONAL mode. In directional mode, the LEDs make a sweeping animation that guides the User's attention to the approximate direction of the source.

- There are no directional alerts for current detection.
- Directional cues have a 240° dynamic bearing range. Accurate to approximately +10° from a point source.

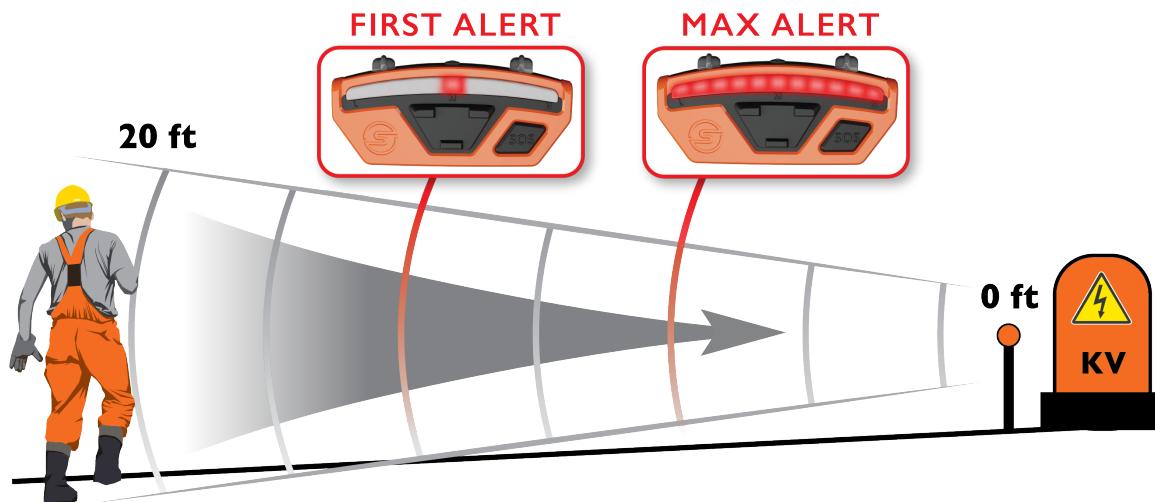


Directional animation will stop when the field becomes balanced, and RED lights will flash at both ends of the light bar. If the field is balanced for more than 2 seconds, directional alerts mode will end, and regular alerts will be issued.

DETECTION & ALERTS

DETECTION DISTANCES.....

COMPASS Pro has been extensively field tested to determine its detection range for both voltage and current. The testing process is described in the following illustration, and the results are documented in the tables below.



DISTANCE TABLES.....

Voltage Detection Warning Distances

LOW VOLTAGE First Alert / Max Alert			
LEDs (Sensitivity)	400V	600V	1.2kV
1 (Lowest)	6ft / 1ft	6ft / 2ft	9ft / 4ft
2	7.5ft / 3ft	8ft / 4ft	11ft / 6ft
3	10ft / 5ft	10ft / 6ft	14ft / 8ft
4	12ft / 6ft	13ft / 8ft	17ft / 11ft
5	13.5ft / 7.5ft	16ft / 10ft	20ft / 13ft
6	16ft / 10ft	17ft / 11ft	23ft / 15ft
7	17ft / 11ft	19ft / 12ft	25ft / 17ft
8	18ft / 12ft	10ft / 13ft	29ft / 19ft
9	19ft / 13ft	22ft / 14ft	29ft / 20ft
10	20ft / 14ft	23ft / 15ft	34ft / 22ft
11 (Highest)	24ft / 15ft	26ft / 16ft	36ft / 23ft

MEDIUM VOLTAGE First Alert / Max Alert			
LEDs (Sensitivity)	2.4kV	4.2kV	7.2kV
1 (Lowest)	2ft / X	3ft / X	5ft / 1ft
2	3ft / X	4ft / 1ft	6.5ft / 2.5ft
3	4ft / 0.5ft	6ft / 2ft	8ft / 4ft
4	5ft / 1ft	7ft / 3ft	9ft / 5ft
5	6ft / 2ft	8.5ft / 4.5ft	11ft / 7ft
6	8ft / 4ft	10ft / 5.5ft	13ft / 8ft
7	10ft / 5ft	12ft / 7ft	14ft / 9ft
8	11ft / 6ft	14ft / 8ft	17ft / 11ft
9	13ft / 8ft	16ft / 10ft	19ft / 13ft
10	15ft / 9ft	19ft / 12ft	23ft / 15ft
11 (Highest)	18ft / 11ft	23ft / 14ft	27ft / 17ft

X = DO NOT USE! Alert distance too short or non-existent.

Distances were measured using a 4ft x 2in diameter busbar elevated 2.5 feet above ground, in an outdoor setting (26°C and 35% RH) by a tester walking with a COMPASS Pro device mounted on a full-brim hard hat. Distances will vary depending on conditions; always verify exact distances for a given situation.

DETECTION & ALERTS

DISTANCE TABLES (CONTINUED)

Current Detection Warning Distances

CURRENT First Alert / Max Alert					
LEDs (Sensitivity)	1A	10A	50A	100A	200A
1 (Lowest)	X / X	1ft / 0.5ft	2.5ft / 1ft	3ft / 2ft	4.5ft / 2.5ft
2	X / X	1ft / 0.5ft	3ft / 1.5ft	3.5ft / 2ft	5ft / 2.5ft
3	X / X	1ft / 0.5ft	3ft / 1.5ft	4ft / 2ft	5ft / 3ft
4	X / X	1.5ft / 0.5ft	3ft / 2ft	4ft / 2ft	6ft / 3.5ft
5	X / X	1.5ft / 0.5ft	3.5ft / 2ft	4.5ft / 3ft	6ft / 4ft
6	0.5ft / X	1.5ft / 1ft	4ft / 2.5ft	5ft / 3.5ft	7ft / 4.5ft
7	0.5ft / X	2ft / 1ft	4.5ft / 3ft	6ft / 4ft	8ft / 5ft
8	1ft / 0.5ft	3ft / 1.5ft	5ft / 3.5ft	7ft / 4.5ft	9.5ft / 6ft
9	1ft / 0.5ft	3.5ft / 2ft	6ft / 4ft	8.5ft / 5ft	11ft / 7ft
10	1.5 ft / 0.5ft	4ft / 2.5ft	7ft / 4.5ft	10ft / 6ft	12ft / 8ft
11 (Highest)	1.5ft / 1ft	4.5ft / 3ft	9ft / 5.5ft	11ft / 7ft	13.5ft / 9ft

X = alert distance under 1 foot


Distances were measured using a cable carrying current 2.5 feet above ground by a tester with a COMPASS Pro device held level with the conductor to represent the direct distance between the COMPASS Pro device and the conductor.

Note: Detection distances will vary in different conditions. Always verify exact distances for a given situation.

SMART ADAPTIVE MODE

Smart Adaptive Mode is designed for Users working in an environment where electric and magnetic fields are known to be present. COMPASS Pro can quickly adapt to the ambient fields and pause alerts if the User is not moving closer to a detected source. If the User moves closer to the detected source, alerts will begin again.

- The COMPASS Pro device will adjust to a constant field after 4 seconds, and alerts will pause automatically.
- Smart Adaptive Mode is automatically set to COMPASS Pro's second-highest sensitivity setting. This sensitivity setting cannot be adjusted.
- While adapted, the COMPASS Pro device will issue heartbeat alerts to remind the User they are in an active field.
- If the User moves away from the energized source and the field strength is reduced for approximately 4 seconds, the COMPASS Pro device will re-adjust and regain sensitivity.
- When muting the device in Smart Adaptive Mode, heartbeat alerts will be issued anytime a User is in a field. Smart Adaptive Mode will reset when the device becomes unmuted, and alerts will be issued until the field is determined to be stable. At that point, the COMPASS Pro device will adapt, and the heartbeat alerts will resume.

 **WARNING:** Smart Adaptive Mode alerts are based on ambient electric or magnetic field changes, not the source's proximity. Alerts in this mode may not occur within the OSHA Minimum Approach Distance (MAD).

MAXIMIZE ALERT ACCURACY

When using COMPASS Pro, always be aware of potential variables that could affect the accuracy of alerts:

- Warning distances can vary due to a live conductor's exposed surface area, elevation above ground, and proximity to other grounded conductive objects.
- If the User is walking briskly, this may reduce initial warning distances by approximately two (2) feet.
- Warning distances can be reduced by large conductive objects such as a fence or vehicle, as these objects will attract the electric field of a nearby energized conductor.
- 3-phase systems can hinder detection accuracy by creating electric fields that effectively cancel out their overall field strength.
- Humid conditions will reduce detection distance.
- Always verify that COMPASS Pro will function in each work environment before relying on it as a safety device.
- Smart Adaptive Mode should be used only by experienced electrical professionals.

TROUBLESHOOTING

SELF-TEST.....

COMPASS Pro performs regular Self-Test analysis to verify that all sensors work correctly in the background by running continuous diagnostic scans. If any abnormality is detected, the COMPASS Pro device will respond by locking out all User input, and the corner LEDs will flash RED and YELLOW. If these LEDs keep flashing RED and YELLOW, stop using COMPASS Pro and contact customer service.

Note: Self-Test does not test the visual and audible alert systems, so the User should still test these before each use.



WARNING: DO NOT use COMPASS Pro if RED and YELLOW lights are on or flashing.

TROUBLESHOOTING

If COMPASS Pro experiences a safety-critical error, it will re-try the action three times. If the error is still occurring, the device will enter error mode, indicated by RED and YELLOW corner lights. To resolve:

1. Try charging on any micro USB power source for at least 90 minutes.
2. Turn the device off and back on. When powering on, COMPASS Pro will try to recover from the failure.
3. Connect the device to the phone via Bluetooth. The device will automatically send the error report to the App for the Safeguard Equipment engineering support team to view and resolve.

If you have attempted all troubleshooting measures and COMPASS Pro continues to malfunction, STOP using it immediately. To resolve the issue, please fill out an RMA form at:

SafeguardEquipment.com/return, or call 208-773-9263

END-USER LICENSE AGREEMENT

Last Updated: 2022-08-31

This End User License Agreement (the "Agreement") is a binding agreement between you ("End User," "you" or "your") and Safeguard Equipment, Inc. ("Safeguard Equipment," "we," "us" or "our"). This Agreement governs the relationship between you and us and your use of the Service. Throughout this Agreement, End User and Safeguard Equipment may each be referred to as a "Party" or collectively, the "Parties."

If you are using the Service on behalf of your employer or other entity (an "Organization") for whose benefit you utilize the Service or who owns or otherwise controls the means through which you use or access the Service, the terms "End User," "you," and "your" shall apply collectively to you as an individual and to the Organization. If you use or purchase a license or access the Service on behalf of an Organization, you hereby acknowledge, warrant, and covenant that you have the authority to 1) purchase a license to the Service on behalf of the Organization; and 2) bind the Organization to the terms of this Agreement.

By downloading, installing, accessing, or using the App, you: (a) affirm that you have all of the necessary permissions and authorizations to access and use the Service; (b) if you are using the Service pursuant to a license purchased by an organization, that you are authorized by that organization to access and use the Service; (c) acknowledge that you have read and that you understand this Agreement; (d) represent that you are of sound mind and of legal age (18 years of age or older) to enter into a binding agreement, and (e) accept and agree to be legally bound by the terms and conditions of this Agreement.

If you disagree with these terms, do not download, install, access, or use the Service. If you have already downloaded the App, delete it from your computing device.

The Service is licensed, not sold, to you by Safeguard Equipment for use strictly in accordance with the terms of this Agreement.

THIS AGREEMENT INCLUDES AN ARBITRATION CLAUSE, WHICH PROVIDES FOR A CLASS ACTION WAIVER AND A JURY TRIAL WAIVER. UNLESS YOU TIMELY OPT OUT OF THIS ARBITRATION CLAUSE, YOU AND SAFEGUARD AGREE THAT ANY DISPUTE RELATING TO THIS AGREEMENT MUST BE RESOLVED BY INDIVIDUAL MANDATORY ARBITRATION.

1. Definitions and key terms

To help explain things as clearly as possible in this End User License Agreement, every time any of these terms are referenced, they are defined as follows:

- App: means the COMPASS Pro mobile application, including without limitation any Software incorporated therein, along with any documentation accompanying the foregoing, and any updates or supplements to such Software and documentation.
- Service: means the App and the websites, application programming interfaces, and other online services provided by Safeguard Equipment that relate to the App.
- Software: means the proprietary code and embedded or externally referenced media assets or libraries that provide for the functionality offered by the Service, including without limitation any source code and object code, images, music, media, templates, data, and any associated user interfaces.

2. Apple App Store

The App is made available through the Apple App Store and the following terms apply:

You are not entering into an agreement with Apple, Inc. ("Apple"). Safeguard Equipment, and not Apple, is solely responsible for the App and its content; Your use is limited to use on Apple-branded Products that you own or control and as permitted by the Usage Rules set forth in the App Store Terms of Service, except that the App may be accessed and used by other accounts associated with the purchaser via Family Sharing or volume purchasing; The terms of this Agreement are subject to the terms of the Apple App Store Terms of Service, which you acknowledge you have had the opportunity to review; Apple and Apple's subsidiaries are intended third-party beneficiaries of this Agreement; In the event of any failure of the App to conform to any applicable warranty, you may notify Apple, and Apple will refund the purchase price, which to the extent permitted by law will constitute Apple's sole and exclusive obligation with respect to the App; Safeguard Equipment and you acknowledge that Apple and has no obligation whatsoever to furnish any maintenance and support services with respect to the App; Safeguard Equipment, not Apple, is responsible for addressing your claims relating to the App, including product liability claims, legal or regulatory noncompliance, and claims arising under consumer protection, privacy, or similar legislation; and to the extent any obligation exists with respect to a third-party claim that the App infringes a third-party's intellectual property rights, Safeguard Equipment, not Apple, will be responsible for the investigation, defense, settlement, and discharge of such claim.

3. Privacy Policy

The Safeguard Equipment Privacy Policy is available online at <https://www.safeguardequipment.com/app-privacy-policy/>. The Privacy Policy provides information about your privacy rights and explains how Safeguard Equipment protects your personal information.

4. License

Subject to the terms of this Agreement, Safeguard Equipment grants you a limited, non-exclusive, perpetual, revocable, and non-transferable license to download, install, and use the App and access and use the Service in accordance with this Agreement.

END-USER LICENSE AGREEMENT

5. Restrictions

You agree not to, and you will not permit others to:

- License, sell, rent, lease, assign, distribute, transmit, host, outsource, disclose or otherwise commercially exploit the App, Service, and Software or make the App, Service, and Software available to any third party.
- Modify, make derivative works of, disassemble, decrypt, reverse compile or reverse engineer any part of the App, Service, and Software.
- Remove, alter or obscure any proprietary notice (including any notice of copyright or trademark) of Safeguard Equipment or its affiliates, partners, suppliers, or the licensors of the App, Service and Software.

6. Intellectual Property

All intellectual property rights, including copyrights, patents, patent disclosures, and inventions (whether patentable or not), trademarks, service marks, trade secrets, know-how, and other confidential information, trade dress, trade names, logos, corporate names, and domain names, together with all of the goodwill associated therewith, derivative works and all other rights (collectively, "Intellectual Property Rights") that are part of the Service that Safeguard Equipment otherwise owns shall always remain the exclusive property of Safeguard Equipment (or of its suppliers or licensors, if and when applicable). Nothing in this Agreement grants you (or any third-party) a license to Safeguard Equipment's Intellectual Property Rights.

You agree that this Agreement conveys a limited license to use Safeguard Equipment's Intellectual Property Rights solely as part of the Service (and not independently of it) and only for the effective Term of the license granted to you hereunder. Accordingly, your use of any of Safeguard Equipment's Intellectual Property Rights independent of the Service or outside the scope of this Agreement shall be considered an infringement of Safeguard Equipment's Intellectual Property Rights. This shall not limit any claim Safeguard Equipment may have for a breach of contract in the event you breach a term or condition of this Agreement. You shall use the highest standard of care to protect the Service (including all copies thereof) from infringement, misappropriation, theft, misuse, or unauthorized access. Except as expressly granted in this Agreement, Safeguard Equipment reserves and shall retain all rights, title, and interest in the Service, including without limitation all copyrights and copyright-protected subject matter, trademarks, patents and patentable subject matter, trade secrets, and other intellectual property rights relating thereto, whether registered, unregistered, granted, applied-for, whether now in existence or that may be subsequently created.

7. Your Suggestions

Any feedback, comments, ideas, improvements, or suggestions (collectively, "Suggestions") provided by you to Safeguard Equipment with respect to the Service shall remain the sole and exclusive property of Safeguard Equipment. By using the Service, you hereby assign to Safeguard Equipment all right, title, and interest in your Suggestions. Safeguard Equipment shall be free to use, copy, modify, publish, or redistribute the Suggestions for any purpose and in any way without any credit or any compensation to you.

8. Modifications to Application

Safeguard Equipment reserves the right to modify, suspend or discontinue, temporarily or permanently, the Service, in whole or in part, with or without notice and without liability to you.

9. Updates to Application

Safeguard Equipment may, from time to time, provide enhancements or improvements to the features/ functionality of the Service, which may include patches, bug fixes, updates, upgrades, and other modifications ("Updates").

Updates may modify or delete certain features and/or functionalities of the Service. You agree that Safeguard Equipment has no obligation to (i) provide any Updates or (ii) continue to provide or enable any features and/or functionalities of the Service to you.

You further agree that all Updates will be (i) deemed to constitute an integral part of the Service, and (ii) subject to the terms and conditions of this Agreement.

10. Term and Termination

This Agreement shall remain in effect until terminated by you or Safeguard Equipment.

Safeguard Equipment may, at its sole discretion, at any time and for any or no reason, suspend or terminate this Agreement with or without prior notice.

This Agreement will terminate immediately, without prior notice from Safeguard Equipment, if you fail to comply with any provision of this Agreement. You may also terminate this Agreement by deleting the App and Software and all copies thereof in your possession or control.

Upon termination of this Agreement, you shall cease all use of the Service and delete all copies of the App and Software from your device or phone. Termination of this Agreement will not limit any of Safeguard Equipment's rights or remedies at law or in equity in case of breach by you (during the term of this Agreement) of any of your obligations under this Agreement.

11. Indemnification

You agree to indemnify, defend, and hold harmless Safeguard Equipment and its officers, directors, employees, agents, affiliates, successors, and assigns from and against any and all losses, damages, liabilities, deficiencies, claims, actions, judgments, settlements, interest, awards, penalties, fines, costs, or expenses of whatever kind, including reasonable attorneys' fees, arising from or relating to: i) your use or misuse of the Service; ii) your failure to comply with any applicable law, regulation, or government directive; iii) your breach of this Agreement; or iv) your agreement or relationship with an Organization (if applicable) or any third party. Furthermore, you agree that Safeguard Equipment assumes no responsibility for the information or content you submit or make available through the Service or the content that is made available to you by third parties.

END-USER LICENSE AGREEMENT

12. No Warranties

THE SERVICE IS PROVIDED TO YOU "AS IS" AND "AS AVAILABLE" AND WITH ALL FAULTS AND DEFECTS WITHOUT WARRANTY OF ANY KIND. TO THE MAXIMUM EXTENT PERMITTED UNDER APPLICABLE LAW, SAFEGUARD EQUIPMENT, ON ITS OWN BEHALF AND ON BEHALF OF ITS AFFILIATES AND ITS AND THEIR RESPECTIVE LICENSORS AND SERVICE PROVIDERS, EXPRESSLY DISCLAIMS ALL WARRANTIES, WHETHER EXPRESS, IMPLIED, STATUTORY, OR OTHERWISE, WITH RESPECT TO THE SERVICE, INCLUDING ALL IMPLIED WARRANTIES OF MERCHANTABILITY, FITNESS FOR A PARTICULAR PURPOSE, TITLE AND NON-INFRINGEMENT, AND WARRANTIES THAT MAY ARISE OUT OF A COURSE OF DEALING, COURSE OF PERFORMANCE, USAGE OR TRADE PRACTICE. WITHOUT LIMITATION TO THE FOREGOING, SAFEGUARD EQUIPMENT PROVIDES NO WARRANTY OR UNDERTAKING, AND MAKES NO REPRESENTATION OF ANY KIND THAT THE SERVICE WILL MEET YOUR REQUIREMENTS, ACHIEVE ANY INTENDED RESULTS, BE COMPATIBLE OR WORK WITH ANY OTHER SOFTWARE, APPLICATIONS, SYSTEMS, OR SERVICES, OPERATE WITHOUT INTERRUPTION, MEET ANY PERFORMANCE OR RELIABILITY STANDARDS OR BE ERROR-FREE OR THAT ANY ERRORS OR DEFECTS CAN OR WILL BE CORRECTED.

Without limiting the foregoing, Safeguard Equipment makes no representation or warranty of any kind, express or implied: (i) as to the operation or availability of the Service, or the information, content, and materials or products included thereon; (ii) that the Service will be uninterrupted or error-free; (iii) as to the accuracy, reliability, or currency of any information or content provided through the Service; or (iv) that the Service, its servers, the content, or e-mails sent from or on behalf of Safeguard Equipment are free of viruses, scripts, trojan horses, worms, malware, time bombs, or other harmful components.

Some jurisdictions do not allow the exclusion of or limitations on implied warranties or the limitations on the applicable statutory rights of a consumer, so some or all of the above exclusions and limitations may not apply to you.

13. Limitation of Liability

Notwithstanding any damages that you might incur, the entire liability of Safeguard Equipment and any of its suppliers under any provision of this Agreement and your exclusive remedy for all of the foregoing shall be limited to the lesser of (i) the amount actually paid by you for the Service within the twelve (12) months prior to the date such cause of action accrues; or (ii) one hundred United States Dollars (\$100).

TO THE MAXIMUM EXTENT PERMITTED BY APPLICABLE LAW, IN NO EVENT SHALL SAFEGUARD EQUIPMENT BE LIABLE FOR ANY SPECIAL, INCIDENTAL, INDIRECT, OR CONSEQUENTIAL DAMAGES WHATSOEVER (INCLUDING, BUT NOT LIMITED TO, DAMAGES FOR LOSS OF PROFITS, FOR LOSS OF DATA OR OTHER INFORMATION, FOR BUSINESS INTERRUPTION, FOR PERSONAL INJURY, FOR LOSS OF PRIVACY ARISING OUT OF OR IN ANY WAY RELATED TO THE USE OF OR INABILITY TO USE THE SERVICE, THIRD-PARTY SOFTWARE AND/OR THIRD-PARTY HARDWARE USED WITH THE SERVICE, OR OTHERWISE IN CONNECTION WITH ANY PROVISION OF THIS AGREEMENT), EVEN IF SAFEGUARD EQUIPMENT HAS BEEN ADVISED OF THE POSSIBILITY OF SUCH DAMAGES AND EVEN IF THE REMEDY FAILS OF ITS ESSENTIAL PURPOSE.

14. Severability

The invalidity or unenforceability of any provision within this Agreement shall in no way affect the validity or enforceability of the remainder of this Agreement or any other provision hereof.

15. Waiver

No failure to exercise and no delay in exercising, on the part of Safeguard Equipment, any right or any power under this Agreement shall operate as a waiver of that right or power. Nor shall any single or partial exercise of any right or power under this Agreement preclude further exercise of that or any other right granted herein. In the event of a conflict between this Agreement and any applicable purchase or other terms, the terms of this Agreement shall govern.

16. Amendments to this Agreement

Safeguard Equipment reserves the right, at its sole discretion, to modify or replace this Agreement at any time. If an amendment is material, we will provide at least 30 days' notice before any new terms take effect. What constitutes a material change will be determined at our sole discretion.

By continuing to access or use our Service after any amendment becomes effective, you agree to be bound by the amended terms. If you do not agree to the new terms, you are no longer authorized to use the Service and the license granted herein is immediately terminated.

17. No Employment or Agency Relationship

No provision of this Agreement, or any part of the relationship between you and Safeguard Equipment, is intended to create nor shall they be deemed or construed to create any relationship between you and Safeguard Equipment other than that of an end user of the Service.

18. Governing Law

This Agreement shall be governed by and construed in accordance with the laws of the State of Washington without giving effect to its conflicts of law rules. Any dispute arising in connection with this agreement or breach thereof shall be resolved in mandatory arbitration as set forth below, located in Spokane County, Washington. You consent to personal jurisdiction in Washington and waive all defenses to such jurisdiction and venue.

END-USER LICENSE AGREEMENT

19. Dispute Resolution, Class Action Waiver, and Arbitration

General. This Section applies to every Dispute. For purposes of this Agreement, the term “Dispute” will be given the broadest possible meaning allowable under applicable law and shall mean any claim, dispute, action, or other controversies between you and Safeguard Equipment concerning this Agreement, the subject matter of your agreements with Safeguard Equipment, or any product, service, or information Safeguard Equipment makes available to You, whether in contract, warranty, tort, statute, regulation, ordinance, or any other legal or equitable basis, except for claims, disputes, and controversies relating to the enforcement or validity of our intellectual property rights. In the event of a Dispute, you or Safeguard Equipment must give the other party a Notice of Dispute, which is a written statement that sets forth the name, address, and contact information of the party giving it, the facts giving rise to the Dispute, and the relief requested. You must send any Notice of Dispute by U.S. Mail to: Safeguard Equipment, Inc., 4202 W Riverbend Ave, Post Falls, ID 83854. Safeguard Equipment will send any Notice of Dispute to you by U.S. Mail to your address if we have it, or otherwise to your email address on file with Safeguard equipment. You and Safeguard Equipment will attempt to resolve any Dispute through informal negotiation within sixty (60) days from the date the Notice of Dispute is sent. Safeguard Equipment may choose to provide you with a final written settlement offer after receiving your Notice of Dispute (“Final Settlement Offer”). After sixty (60) days, either you or Safeguard Equipment may commence an arbitration proceeding to resolve the Dispute, as set forth below.

Binding Arbitration. If you and Safeguard Equipment do not resolve any Dispute by informal negotiation, any other effort to resolve the Dispute will be conducted exclusively by binding arbitration under the Federal Arbitration Act, 9 U.S. Code section 1 et seq., and the provisions of this Agreement. The Dispute will be resolved by a neutral arbitrator whose decision will be final except where appeal is required by applicable law.

Class Action Waiver. To the maximum extent permitted under applicable law, any proceedings to resolve any Dispute in any forum will be conducted solely on an individual basis. Neither you nor Safeguard Equipment will seek to have any Dispute heard as a class action or in any other proceeding in which either party acts or proposes to act in a representative capacity. No arbitration or proceeding will be combined with another without the prior written consent of all parties to all affected arbitrations or proceedings. If this waiver is found to be illegal or unenforceable as to all or some parts of a Dispute, then it will not apply to those parts. Instead, those parts will be severed and will proceed in a court of law, with the remaining parts proceeding in arbitration.

Arbitration Procedure. Arbitration will be administered by the American Arbitration Association (the “AAA”) under its Commercial Arbitration Rules. An AAA Demand for Arbitration may be found on the AAA website located at: www.adr.org. Any in-person hearing in the arbitration will be held in Spokane County, Washington, USA. Either You or Safeguard Equipment may request a telephonic or in-person hearing by following the AAA rules. In a Dispute involving Ten Thousand Dollars (\$10,000.00) or less, any hearing will be telephonic unless the arbitrator finds good cause to hold an in-person hearing instead. You and Safeguard Equipment hereby agree to accord this arbitration agreement the broadest scope permissible under applicable law and that it shall be interpreted in a non-restrictive manner. The arbitrator will determine whether a claim or controversy is a Dispute that is subject to arbitration. The arbitrator may award the same relief to you individually as a court could award. The arbitrator may award declaratory or injunctive relief only to you individually, and only to the extent required to satisfy your individual claim. The arbitrator may award compensatory damages but shall NOT be authorized to award non-economic damages, such as for emotional distress or pain and suffering, punitive damages, or indirect, incidental or consequential damages. Each party shall bear its own attorneys’ fees, costs, and disbursements arising out of the arbitration, and shall pay an equal share of the fees and costs of the arbitrator and AAA; provided, however, that the arbitrator may otherwise award you reimbursement of your reasonable attorneys’ fees and costs (including, for example, expert witness fees and travel expenses), and/or the fees and costs of the arbitrator and AAA. Within fifteen (15) calendar days after conclusion of the arbitration, the arbitrator shall issue a written award and, if requested by either party, a written statement of decision describing the material factual findings and conclusions on which the award is based, including the calculation of any damages awarded. Judgment on the award may be entered by any court of competent jurisdiction. The parties waive their right to commence any action or judicial proceeding in connection with a Dispute hereunder, except for purposes of: (i) recognition and/or enforcement of the arbitration award or any other decision by the arbitral tribunal; (ii) obliging the other party to participate in the arbitration proceedings; (iii) requesting any type of conservative or interim measure in connection with the Dispute prior to the constitution of the arbitral tribunal; (iv) requesting the appearance of witnesses and/or experts; and/or (v) requesting that any information and/or documentation discovery be complied with. By agreeing to this binding arbitration provision, you understand that you are waiving certain rights and protections which may otherwise be available if a Dispute were determined by litigation in court including, without limitation, the right to seek or obtain certain types of damages precluded by this arbitration provision, the right to a jury trial, certain rights of appeal, the right bring a claim as a class member in any purported class or representative proceeding, and the right to invoke formal rules of procedure and evidence. In the event of any conflict between the applicable arbitration rules and the terms of this arbitration provision, the terms of this arbitration provision will control.

Disputes to be Filed Within One Year. To the extent permitted by applicable law, arbitration of any Dispute must be initiated within one (1) year from the date the cause of action accrued. If a Dispute is not initiated within one (1) year, it will be permanently barred.

20. Equitable Relief

You agree that we would be irreparably damaged if the terms of this Agreement are not specifically enforced. Therefore, in addition to any other

END-USER LICENSE AGREEMENT

remedy that Safeguard may have at law, and notwithstanding the foregoing agreement to arbitrate Disputes, Safeguard Equipment will be entitled, without bond or other security, or proof of damages, to seek appropriate equitable remedies with respect to your violation of this Agreement in any court of competent jurisdiction.

21. Headings

The headings in this Agreement are for reference only and shall not limit the scope of, or otherwise affect, the interpretation of this Agreement.

22. Geographic Restrictions

Safeguard Equipment is based in the United States and the Service is provided for access and use solely by persons located in the United States, and it maintains compliance with United States laws and regulations. If you use the App from outside the United States, you are solely and exclusively responsible for compliance with local laws.

23. Entire Agreement

The Agreement constitutes the entire agreement between you and Safeguard Equipment regarding your use of the Service and supersedes all prior and contemporaneous written or oral agreements between you and Safeguard Equipment.

You may be subject to additional terms and conditions that apply when you use or purchase other Safeguard Equipment's services, which Safeguard Equipment will provide to you at the time of such use or purchase.

24. Contact Us

Don't hesitate to contact us if you have any questions about this Agreement.

- Via Email: sales@safeguardequipment.com
- Via Phone Number: (208)773-9263
- Via this Link: <https://www.safeguardequipment.com/>
- Via this Address: 4202 W Riverbend Ave, Post Falls, ID 83854

PRIVACY POLICY

Last Updated: 2022-08-31

Safeguard Equipment ("we," "our," or "us") is committed to protecting your privacy. This Privacy Policy explains how Safeguard Equipment collects, uses, and discloses your Personal Data (as defined below).

This Privacy Policy applies to our mobile application, and the websites, application programming interfaces, and other online services provided by Safeguard Equipment that relate to the mobile application ("the Service"). By accessing or using our Service, you signify that you have read, understood, and agree to our collection, storage, use, and disclosure of your Personal Data as described in this Privacy Policy.

1. Definitions and key terms

To help explain things as clearly as possible in this Privacy Policy, every time any of these terms are referenced, they are strictly defined as:

- **Cookie:** small amount of data generated by a website and saved by your web browser. It is used to identify your browser, provide analytics, and remember information about you, such as your language preference or login information.
- **Company:** When this policy mentions "Company," "we," "us," or "our," it refers to Safeguard Equipment, Inc., (4202 W Riverside Ave, Post Falls, ID 83854), which is responsible for your information under this Privacy Policy.
- **Country:** where Safeguard Equipment or the owners/founders of Safeguard Equipment are based, in this case, the United States.
- **Customer:** refers to the company, organization, or person that signs up to use the Safeguard Equipment Service to manage relationships with your consumers or service users.
- **Device:** any internet-connected device such as a phone, tablet, computer, or any other device that can be used to visit Safeguard Equipment and use the Service.
- **IP address:** Every device connected to the Internet is assigned a number known as an Internet protocol (IP) address. These numbers are usually assigned in geographic blocks. An IP address can often be used to identify the location from which a device is connecting to the Internet.
- **Personal Data:** any information that directly, indirectly, or in connection with other information — including a personal identification number — allows for the identification or identifiability of a natural person.
- **Service:** refers to the Safeguard Equipment Compass Pro mobile application, and the websites, application programming interfaces, and other online services provided by Safeguard Equipment that relate to such mobile application.
- **Third-party service:** refers to advertisers, contest sponsors, promotional and marketing partners, and others who provide our content or whose products or services we think may interest you.
- **Website:** Safeguard Equipment's site, which can be accessed via this URL: <https://safeguardequipment.com/>.
- **You:** a person or entity that provides Personal Data to Safeguard Equipment in connection use of the Services.

2. What Personal Data Do We Collect?

We collect Personal Data from you when you visit our app, register on our site, place an order, or otherwise submit information via a form within the Service.

- Name / Username
- Phone Numbers
- Email Addresses
- Mailing Addresses
- Job Titles
- Billing Addresses
- Age
- Password

We also collect Personal Data from mobile devices for a better user experience:

- **Location (GPS):** Location data helps to create an accurate representation of your interests, and this can be used to bring more targeted and relevant ads to potential customers.

3. When does Safeguard Equipment use end-user Personal Data from third parties?

Safeguard Equipment will collect your Personal Data necessary to provide the Service to you. You may voluntarily provide us with the information social media websites have made available on social media websites. If you provide us with any such information, we may collect publicly available information from the social media websites you have indicated. You can control how much of your information social media websites make public by visiting these websites and changing your privacy settings.

4. When does Safeguard Equipment use Personal Data from third parties?

We may receive some Personal Data from third parties when you use the Service, such as when your use of the Service requires access to the Google Maps API or otherwise requires processing of your Personal Data to provide functionality within the Service. .

PRIVACY POLICY

5. Do we share the Personal Data we collect with third parties?

We may share the Personal Data that we collect with third parties such as advertisers, contest sponsors, promotional and marketing partners, and others who provide our content or whose products or services we think may interest you. We may also share it with our current and future affiliated companies and business partners. If we are involved in a merger, asset sale, or other business reorganization, we may share or transfer your Personal Data to our successors-in-interest.

We may engage trusted third-party service providers to perform functions and provide services to us, such as hosting and maintaining our servers and the app, database storage and management, e-mail management, storage marketing, credit card processing, customer service, and fulfilling orders for products and services you may purchase through the app. We may share your Personal Data with these third parties to enable them to perform these services for you and us.

We may share portions of our log file data, including IP addresses, for analytics purposes with third parties such as web analytics partners, application developers, and ad networks. If your IP address is shared, it may be used to estimate general location and other technographics such as connection speed, whether you have visited the app in a shared location, and the type of the device used to visit the app. They may aggregate information about our advertising and what you see on the app and provide auditing, research, and reporting for our advertisers and us.

See "Exhibit A" to this Agreement, which sets forth the categories of Personal Data Disclosed for a Business Purpose within the preceding 12 months and is incorporated herein and may be updated from time to time.

We may also disclose Personal Data to government or law enforcement officials or private parties as we, in our sole discretion, believe necessary or appropriate in order to respond to claims, legal process (including subpoenas), to protect our rights and interests or those of a third party, the safety of the public or any person, to prevent or stop any illegal, unethical, or legally actionable activity, or to otherwise comply with applicable court orders, laws, rules, and regulations.

6. Where and when is Personal Data collected from customers and end users?

Safeguard Equipment may collect Personal Data that you submit to us. We may also receive Personal Data about you from third parties as described above.

7. How Do We Use The Personal Data We Collect?

Any of the Personal Data we collect from you may be used in one of the following ways:

- To personalize your experience (your Personal Data helps us to better respond to your individual needs);
- To improve our Service (we continually strive to improve our Service based on the Personal Data and feedback we receive from you);
- To improve customer service (your Personal Data helps us to more effectively respond to your customer service requests and support needs);
- To provide any functionality, including without limitation location-based functionality, within the Service.

8. How Do We Use Your Email Address?

By submitting your email address on this app, you agree to receive emails from us. You can cancel your participation in any of these email lists at any time by clicking on the opt-out link or other unsubscribe option that is included in the respective email. We only send emails to people who have authorized us to contact them, either directly, or through a third party. We do not send unsolicited commercial emails, because we hate spam as much as you do. By submitting your email address, you also agree to allow us to use your email address for customer audience targeting on sites like Facebook, where we display custom advertising to specific people who have opted-in to receive communications from us. Email addresses submitted only through the order processing page will be used for the sole purpose of sending you information and updates pertaining to your order. If, however, you have provided the same email to us through another method, we may use it for any of the purposes stated in this Policy. Note: If at any time you would like to unsubscribe from receiving future emails, we include detailed unsubscribe instructions at the bottom of each email.

9. How Long Do We Keep Your Personal Data?

We keep your Personal Data only so long as we need it to provide the Service to you and fulfill the purposes described in this policy. This is also the case for anyone that we share your Personal Data with and who carries out services on our behalf. When we no longer need to use your Personal Data, and there is no need for us to keep it to comply with our legal or regulatory obligations, we'll either remove it from our systems or depersonalize it so that we can't identify you.

10. How Do We Protect Your Personal Data?

We implement a variety of security measures to maintain the safety of your Personal Data when you place an order or enter, submit, or access your Personal Data. We offer the use of a secure server. All supplied sensitive/credit information is transmitted via Secure Socket Layer (SSL) technology and then encrypted into our Payment gateway providers database only to be accessible by those authorized with special access rights to such systems and are required to keep the information confidential. After a transaction, your private information (credit cards, social security numbers, financials, etc.) is never kept on file. We cannot, however, ensure or warrant the absolute security of any information you transmit to Safeguard Equipment or guarantee that your information on the Service may not be accessed, disclosed, altered, or destroyed by a breach of any of our physical, technical, or managerial safeguards.

PRIVACY POLICY

11. Could my Personal Data be transferred to other countries?

Safeguard Equipment is incorporated in the United States. Personal Data collected via our website, through direct interactions with you, or from the use of our help services may be transferred from time to time to our offices or personnel, or third parties, located throughout the world. It may be viewed and hosted anywhere in the world, including in countries that may not have laws of general applicability regulating the use and transfer of such data. To the fullest extent allowed by applicable law, by using any of the above, you voluntarily consent to the trans-border transfer and hosting of such Personal Data.

12. Is Personal Data that is collected through the Service secure?

We take precautions to protect the security of your Personal Data. We have physical, electronic, and managerial procedures to help safeguard, prevent unauthorized access, maintain data security, and correctly use your Personal Data. However, neither people nor security systems are foolproof, including encryption systems. In addition, people can commit intentional crimes, make mistakes, or fail to follow policies. Therefore, while we use reasonable efforts to protect your Personal Data, we cannot guarantee its absolute security. If applicable law imposes any non-disclaimable duty to protect your Personal Data, you agree that intentional misconduct will be the standard used to measure our compliance with that duty.

13. How Long is my Personal Data Retained?

We will retain your Personal Data for the period necessary to fulfill the purposes outlined in this Policy unless a longer retention period is required or permitted by law, for legal, tax or regulatory reasons, or other legitimate and lawful business purposes.

14. Can I update or correct my Personal Data?

Customers have the right to request the restriction of certain uses and disclosures of Personal Data as follows. You can contact us in order to (1) update or correct your Personal Data, (2) change your preferences with respect to communications and other information you receive from us, or (3) delete the Personal Data maintained about you on our systems (subject to the following paragraph), by canceling your account. Such updates, corrections, changes, and deletions will have no effect on other information that we maintain, or Personal Data that we have provided to third parties in accordance with this Privacy Policy prior to such update, correction, change, or deletion. To protect your privacy and security, we may take reasonable steps (such as requesting a unique password) to verify your identity before granting you profile access or making corrections. You are responsible for maintaining the secrecy of your unique password and account information at all times.

You should be aware that it may not be technologically possible to remove each and every record of the Personal Data you have provided to us from our system. The need to back up our systems to protect Personal Data from inadvertent loss means that a copy of your Personal Data may exist in a non-erasable form that will be difficult or impossible for us to locate. Promptly after receiving your request, all Personal Data stored in databases we actively use, and other readily searchable media will be updated, corrected, changed, or deleted, as appropriate, as soon as and to the extent reasonably and technically practicable. If you are an end-user and wish to update, delete, or receive any Personal Data we have about you, you may do so by contacting the organization of which you are a customer.

15. Sale of Business

We reserve the right to transfer Personal Data to a third party in the event of a sale, merger, or other transfer of all or substantially all of the assets of Safeguard Equipment or any of its Corporate Affiliates (as defined herein), or that portion of Safeguard Equipment or any of its Corporate Affiliates to which the Service relates, or in the event that we discontinue our business or file a petition or have filed against us a petition in bankruptcy, reorganization or similar proceeding, provided that the third party agrees to adhere to the terms of this Privacy Policy.

16. Affiliates

We may disclose information (including Personal Data) about you to our Corporate Affiliates. For purposes of this Privacy Policy, "Corporate Affiliate" means any person or entity which directly or indirectly controls, is controlled by, or is under common control with Safeguard Equipment, whether by ownership or otherwise. Any Personal Data relating to you that we provide to our Corporate Affiliates will be treated by those Corporate Affiliates in accordance with the terms of this Privacy Policy.

17. Governing Law

This Privacy Policy is governed by the laws of the state of Washington without regard to its conflict of laws provision. You consent to the exclusive jurisdiction of the courts of the State of Washington in connection with any action or dispute arising between the parties under or in connection with this Privacy Policy. The laws of the state of Washington, excluding its conflicts of law rules, shall govern this Agreement and your use of the Service. Your use of the Service may also be subject to other local, state, national, or international laws.

By using the Service, you signify your acceptance of this Privacy Policy. If you do not agree to this Privacy Policy or use our Service. Continued use of the Service, direct engagement with us, or following the posting of changes to this Privacy Policy that do not significantly affect the use or disclosure of your Personal Data will mean that you accept those changes.

18. Your Consent

By using our Service, registering an account, or making a purchase, you hereby consent to our Privacy Policy and agree to its terms.

PRIVACY POLICY

19. Links to Other Websites

This Privacy Policy applies only to the Service. The Service may contain links to other websites not operated or controlled by Safeguard Equipment. We are not responsible for the content, accuracy, or opinions expressed on such websites, and such websites are not investigated, monitored, or checked for accuracy or completeness by us. Please remember that when you use a link to go from the Service to another website, our Privacy Policy is no longer in effect. Your browsing and interaction on any other website, including those that have a link on our platform, is subject to that website's own rules and policies. Such third parties may use their own cookies or other methods to collect Personal Data about you.

20. Cookies

Safeguard Equipment may use "Cookies" to identify the areas of our Service that you have visited. A cookie is a small piece of data stored on your computer or mobile device by your web browser. We use cookies to enhance the performance and functionality of our Service but are non-essential to their use. However, without these cookies, certain functionality like videos may become unavailable, or you would be required to enter your login details every time you visit the app as we would not be able to remember that you had logged in previously. Most web browsers can be set to disable the use of Cookies. However, if you disable Cookies, you may not be able to access functionality on our Service correctly or at all.

21. Blocking and disabling cookies and similar technologies

Wherever you're located, you may also set your browser to block cookies and similar technologies, but this action may block our essential cookies and prevent our Service from functioning properly, and you may not be able to fully utilize all its features. You should also be aware that you may also lose some saved information (e.g., saved login details, site preferences) if you block cookies on your browser. Different browsers make different controls available to you. Disabling a cookie or category of cookie does not delete the cookie from your browser; you will need to do this yourself from within your browser; you should visit your browser's help menu for more information.

22. Remarketing Services

We use remarketing services. What Is Remarketing? In digital marketing, remarketing (or retargeting) is the practice of serving ads across the internet to people who have already visited your website. It allows your company to seem like they're "following" people around the internet by serving ads on the websites and platforms they use most.

23. Kids' Privacy

We do not address anyone under the age of 13. We do not knowingly collect Personal Data from anyone under the age of 13. If you are a parent or guardian and you are aware that your child has provided us with Personal Data, please contact us. If we become aware that we have collected Personal Data from anyone under the age of 13 without verification of parental consent, we take steps to remove that Personal Data from Our servers.

24. Changes To Our Privacy Policy

We may change our Service and policies, and we may need to make changes to this Privacy Policy so that they accurately reflect our Service and policies. Unless otherwise required by law, we will notify you (for example, through our Service) before we make changes to this Privacy Policy and give you an opportunity to review them before they go into effect. Then, if you continue to use the Service, you will be bound by the updated Privacy Policy. If you do not want to agree to this or any updated Privacy Policy, you can delete your account.

25. Third-Party Services

We may display, include or make available third-party content (including data, information, applications, and other products and services) or provide links to third-party websites or services ("Third-Party Services").

You acknowledge and agree that Safeguard Equipment shall not be responsible for any Third-Party Services, including their accuracy, completeness, timeliness, validity, copyright compliance, legality, decency, quality, or any other aspect thereof. Safeguard Equipment does not assume and shall not have any liability or responsibility to you or any other person or entity for any Third-Party Services.

Third-Party Services and links thereto are provided solely as a convenience to you, and you access and use them entirely at your own risk and subject to such third parties' terms and conditions.

26. Tracking Technologies

• Google Maps API

Google Maps API is a robust tool that can be used to create a custom map, a searchable map, check-in functions, display live data synching with location, plan routes, or create a mashup, just to name a few.

Google Maps API may collect Personal Data from You and from Your Device for security purposes.

Google Maps API collects Personal Data that is held in accordance with its Privacy Policy.

• Cookies

We use cookies to enhance the performance and functionality of our but are non-essential to their use. However, without these cookies, certain functionality like videos may become unavailable, or you would be required to enter your login details every time you visit the as we would not be able to remember that you had logged in previously.

PRIVACY POLICY

- Local Storage

Local Storage, sometimes known as DOM storage, provides web apps with methods and protocols for storing client-side data. Web storage supports persistent data storage, similar to cookies but with a greatly enhanced capacity and no information stored in the HTTP request header.

- Sessions

The Service uses “Sessions” to identify the areas of our website that you have visited. A Session is a small piece of data stored on your computer or mobile device by your web browser.

27. General Data Protection Regulation (GDPR)

If you are a resident of the European Economic Area (“EEA”), then you may possess additional rights under the General Data Protection Regulation (as enacted under the implementing legislation within your applicable jurisdiction) with respect to your Personal Data, including without limitation the following rights:

- Right of Access. A right to understand the nature and extent of how your Personal Data is processed;
- Right to Rectification. A right to request correction of inaccurate Personal Data;
- Right to Erasure. A right to request erasure of Personal Data in some circumstances, commonly referred to as the “Right to be Forgotten”;
- Right to Restriction of Processing. A right to limit how your Personal Data is processed;
- Right to Data Portability. A right to receive your Personal Data and transfer it to another controller;
- Right to Object. A right to object to processing of your Personal Data based on your circumstances and a right to object to certain marketing activities; and
- Right to Freedom from Automated Decision-making. A right not to be subject to automated decision-making with respect to certain significant matters.

If you are a resident of the EEA, then the following provisions apply:

- Safeguard Equipment will take reasonable steps to allow you to correct, amend, delete, or limit the use of your Personal Data. Please contact us if you wish to learn what Personal Data we hold about you or would like to request deletion of your personal data.
- You may bring a complaint directly to us by emailing us at engineering@safeguardequipment.com. We take all your concerns seriously and will review any written complaints received by us. We will cooperate with the appropriate regulatory authorities to resolve any complaints regarding your Personal Data.
- You have the right to complain to a Data Protection Authority about our collection and use of your Personal Data. For more information, please contact your local data protection authority.

28. California Residents

The California Consumer Privacy Act (CCPA) requires us to disclose categories of Personal Data we collect and how we use it, the categories of sources from whom we collect Personal Data, and the third parties with whom we share it, which we have explained above.

We are also required to communicate information about rights California residents have under California law. You may exercise the following rights:

- Right to Know and Access. You may submit a verifiable request for information regarding the: (1) categories of Personal Data we collect, use, or share; (2) purposes for which categories of Personal Data are collected or used by us; (3) categories of sources from which we collect Personal Data; and (4) specific pieces of Personal Data we have collected about you.
- Right to Equal Service. We will not discriminate against you if you exercise your privacy rights.
- Right to Delete. You may submit a verifiable request to close your account, and we will delete Personal Data about you that we have collected.
- Request that a business that sells a consumer’s Personal Data, not sell the consumer’s Personal Data.

If you make a request, we have one month to respond to you. Please contact us if you would like to exercise any of these rights.

We do not sell the Personal Data of our users.

For more information about these rights, please contact us.

29. California Online Privacy Protection Act (CalOPPA)

The Service does not use or respond to Do Not Track signals or headers.

30. Contact Us

Don't hesitate to contact us if you have any questions.

- Via Email: sales@safeguardequipment.com
- Via Phone Number: 208-773-9263
- Via this Link: <https://www.safeguardequipment.com/>
- Via this Address: 4202 W Riverbend Ave, Post Falls, ID 83854

Service Providers	Business Purpose	Personal Data
Firebase	Data Storage & Server Hosting, User authentication	All categories of Personal Data noted above
Google Maps API	Location accuracy for app functionality	All categories of Personal Data noted above

LIMITED WARRANTY

Effective October 3rd, 2022, this warranty applies to the COMPASS Pro device and software service designed, manufactured, and sold by Safeguard Equipment, Inc. (the "Product").

NOTICE: READ THIS LIMITATION OF WARRANTY AND LIABILITY BEFORE BUYING OR USING THE PRODUCT AND SERVICE CONTAINED HEREIN.

It is impossible to eliminate all risks associated with the use of the Product and Service. Risks of serious injury or death, including risks associated with electrocution, arcing and thermal burns, are inherent in work in and around energized electrical systems. Such risks arise from the wide variety of electrical systems and equipment to which the Product may be applied, the manner of use or application, weather and environmental conditions and/or other unknown factors, all of which are beyond the control of Safeguard Equipment, Inc. Safeguard Equipment, Inc. does not agree to be an insurer of these or other risks, and shall have no liability for any claims arising from these or other risks inherent in electrical systems.

WHEN YOU BUY OR USE THE PRODUCT AND SERVICE, YOU AGREE TO ACCEPT THESE RISKS.

Safeguard Equipment, Inc. warrants to the original purchaser that the Product and Service will be free from defects in material and workmanship under normal, with regular service and preventative maintenance, for a period of one (1) year from the date of shipment (the "Warranty Period"). Should any failure to conform with this warranty be found during the Warranty Period, you must notify Safeguard Equipment, Inc. of your claim within thirty (30) days of discovery, and within the Warranty Period. Your failure to give notice of claims of breach of warranty within the Warranty Period shall be deemed an absolute and unconditional waiver of claims for such defects. Safeguard Equipment, Inc. will have no responsibility to honor claims received after the date the applicable Warranty Period expires.

Upon notice of your claim, Safeguard Equipment, Inc. will provide a return authorization number and further instructions on how to return the product for service. You must follow Safeguard Equipment, Inc.'s instruction. You are responsible for the Product removal, handling, re-installation, and shipping (both to and from Safeguard Equipment, Inc.). The Product returned for repair, as well as repaired or replaced, shall be sent postage / freight prepaid. After receipt of a product that Safeguard Equipment, Inc. determines is defective, Safeguard Equipment, Inc. will, at its option, either (1) repair (or authorize the repair of) the Product or (2) replace the Product, subject to the following: The Product are made using parts sourced from a variety of manufacturers. Due to the rapidly changing technology environment, parts may become obsolete / unavailable over time (end of life). In the event that a Product cannot be repaired or replaced due to unavailability of parts, Safeguard Equipment, Inc. will use commercially reasonable efforts to obtain substitute parts or conduct work around design, but cannot guarantee its ability to do so.

Items not found defective will be returned at your expense, or failing receipt of instruction from you on return of such items within five (5) business days of our notice to you that the product is not defective, Safeguard Equipment, Inc. may dispose of the product at its discretion and with no liability to you. Safeguard Equipment, Inc.'s determination of defects is final. Products repaired or replaced during the Warranty Period shall be covered by the foregoing warranties for the remainder of the original Warranty Period or ninety (90) days from the date of delivery of the repaired or replaced Products, whichever is longer.

LIMITATIONS:

- This warranty is void in the event of misuse, alteration, faulty installation, or misapplication of the Product and Service.
- This warranty does not cover failure of product or components due to any ACT OF NATURE including, but not limited to, lightning, floods, hurricanes, tornadoes or any other such catastrophic events.
- Safeguard Equipment, Inc. does not warrant any third party products or associated hardware or their performance or suitability for use and application.
- All repairs must be authorized by Safeguard Equipment, Inc. Unauthorized repairs will not be reimbursed under any circumstances.
- Safeguard Equipment, Inc. is not required to make replacement or loaner equipment available while Products are being repaired or replaced, or to compensate you for any in/out labor charges or expenses associated with removal, handling or re-installation of the products.

To the maximum extent permitted by law, this warranty and the remedies set forth above are exclusive and in lieu of all other warranties, remedies and conditions, whether oral or written, express or implied.

SAFEGUARD EQUIPMENT, INC. EXPRESSLY DISCLAIMS ALL OTHER WARRANTIES OF ANY KIND, EXPRESS OR IMPLIED, INCLUDING WITHOUT LIMITATION IMPLIED WARRANTIES OF FITNESS FOR A PARTICULAR PURPOSE, MERCHANTABILITY AND NON-INFRINGEMENT.

IN NO EVENT SHALL SAFEGUARD EQUIPMENT, INC. BE LIABLE FOR ANY INDIRECT, INCIDENTAL, CONSEQUENTIAL OR SPECIAL DAMAGES RESULTING FROM THE USE OR HANDLING OF THE PRODUCT AND SERVICE. THIS SHALL INCLUDE, BUT IS NOT LIMITED TO, LOST PROFITS OR REVENUE, LOSS OF USE OF THE PRODUCT, COST OF SUBSTITUTE PRODUCT, FACILITIES OR SERVICES, OR DOWNTIME.

IN NO EVENT SHALL SAFEGUARD EQUIPMENT, INC. HAVE ANY LIABILITY FOR ANY THIRD PARTY PRODUCTS OR ASSOCIATED HARDWARE, OR CUSTOMER-OWNED SYSTEMS, EQUIPMENT OR SOFTWARE.

Safeguard Equipment, Inc. must have prompt notice of any claim so that an immediate product inspection and investigation can be made. Buyer and all users shall promptly notify Safeguard Equipment, Inc. of any claims, whether based on contract, negligence, strict liability, or other tort or otherwise be barred from any remedy.